

MONTHLY REPORT OF DISBURSEMENTS  
For the month of February 2022

Department: Department of Science and Technology (DOST)  
Entity Name: PHILIPPINE SCIENCE HIGH SCHOOL - MIMAROPA REGION CAMPUS  
Operating Unit: MIMAROPA Region Campus  
Organization Code (UACS): 1901609015  
Funding Source Code (as clustered): 01- Regular Agency Fund  
(e.g. UACS Fund Cluster: 01- Regular Agency Fund, 02-Foreign Assisted Projects Fund, 03-Special Account-Local Funded/Domestic Grants Fund, etc.)


PARTICULARS	CURRENT YEAR BUDGET					PRIOR YEAR'S BUDGET											TRUST LIABILITIES				GRAND TOTAL					Remarks		
	PS	MOOE	Fin. Exp	CO	TOTAL	PRIOR YEAR'S ACCOUNTS PAYABLE					CURRENT YEAR'S ACCOUNTS PAYABLE						SUB-TOTAL	PS	MOOE	CO	TOTAL	PS	MOOE	Fin. Exp	CO		TOTAL	
						PS	MOOE	Fin. Exp	CO	TOTAL	PS	MOOE	Fin. Exp	CO	Sub-Total	TOTAL												
1	2	3	4	5	6=(2+ 3+4+5)	7	8	9	10	11=( 7+ 8+9+10)	12	13	14	15	16=( 12+ 13+14+15)	17=(11+16)	18=(6+17)	19	20	21	22=(19+20+21)	23	24	25	26	27=(23+24+25+26)	28	
<b>CASH DISBURSEMENTS</b>																												
Notice of Cash Allocation (NCA)	2,715,197.91	2,524,041.31		131,742.07	5,370,981.29	21,141.01	271,980.47		663,762.10	956,883.58	-	348,689.48	-	-	348,689.48	1,305,573.06	6,676,554.35	-	-	-	-	-	2,736,338.92	3,144,711.26	-	-	795,504.17	6,676,554.35
MDS Checks Issues	1,242,250.20	1,952,087.09	#		3,194,337.29	20,265.37	217,356.88	-		237,622.25	-		-		237,622.25	3,431,959.54	1,262,515.57	-	-	-	-	-	2,169,443.97	2,169,443.97	-	-	-	3,431,959.54
Advice to Debit Account	1,472,947.71	571,954.22	#	131,742.07	2,176,644.00	875.64	54,623.59	-	663,762.10	719,261.33	-	348,689.48	-	-	348,689.48	1,067,950.81	3,244,594.81	-	-	-	-	-	1,473,823.35	975,267.29	-	-	795,504.17	3,244,594.81
Notice of Cash Allocation (NTA)																												
MDS Checks Issues																												
Advice to Debit Account																												
Working Fund For FAPs																												
Cash Disbursement Ceiling (CDC)																												
<b>TOTAL CASH DISBURSEMENTS</b>	<b>2,715,197.91</b>	<b>2,524,041.31</b>		<b>131,742.07</b>	<b>5,370,981.29</b>	<b>21,141.01</b>	<b>271,980.47</b>		<b>663,762.10</b>	<b>956,883.58</b>	<b>-</b>	<b>348,689.48</b>	<b>-</b>	<b>-</b>	<b>348,689.48</b>	<b>1,305,573.06</b>	<b>6,676,554.35</b>	<b>-</b>	<b>-</b>	<b>-</b>	<b>-</b>	<b>-</b>	<b>2,736,338.92</b>	<b>3,144,711.26</b>	<b>-</b>	<b>-</b>	<b>795,504.17</b>	<b>6,676,554.35</b>
<b>NON-CASH DISBURSEMENTS</b>																												
Tax Remittance Advices Issued (TRA)	244,600.00	6,132.87	#	4,470.00	255,202.87	-	6,672.12	-	60,342.00	67,014.12	-	19,947.91	-	-	19,947.91	86,962.03	342,164.90	-	-	-	-	-	244,600.00	32,752.90	-	-	64,812.00	342,164.90
Non-Cash Availment Authority (NCAA)																												
Disbursement effected through outright deduction from claims (please specify...)																												
Overpayment of expenses (e.g. personnel benefits)																												
Restitution for loss of government property																												
Liquidated Damages and similar claims																												
Others (TEF, BTr Documentary Stamp Tax, etc.)																												
<b>TOTAL NON-CASH DISBURSEMENTS</b>	<b>244,600.00</b>	<b>6,132.87</b>		<b>4,470.00</b>	<b>255,202.87</b>	<b>-</b>	<b>6,672.12</b>	<b>-</b>	<b>60,342.00</b>	<b>67,014.12</b>	<b>-</b>	<b>19,947.91</b>	<b>-</b>	<b>-</b>	<b>19,947.91</b>	<b>86,962.03</b>	<b>342,164.90</b>	<b>-</b>	<b>-</b>	<b>-</b>	<b>-</b>	<b>-</b>	<b>244,600.00</b>	<b>32,752.90</b>	<b>-</b>	<b>-</b>	<b>64,812.00</b>	<b>342,164.90</b>
<b>GRAND TOTAL</b>	<b>2,959,797.91</b>	<b>2,530,174.18</b>		<b>136,212.07</b>	<b>5,626,184.16</b>	<b>21,141.01</b>	<b>278,652.59</b>	<b>-</b>	<b>724,104.10</b>	<b>1,023,897.70</b>	<b>-</b>	<b>368,637.39</b>	<b>-</b>	<b>-</b>	<b>368,637.39</b>	<b>1,392,535.09</b>	<b>7,018,719.25</b>	<b>-</b>	<b>-</b>	<b>-</b>	<b>-</b>	<b>-</b>	<b>2,980,938.92</b>	<b>3,177,464.16</b>	<b>-</b>	<b>-</b>	<b>860,316.17</b>	<b>7,018,719.25</b>
<b>SUMMARY:</b>																												
		<u>Previous Months</u>		<u>This Month (February)</u>		<u>As of Date</u>																	<u>Previous Months</u>	<u>This Month (February)</u>	<u>As of Date</u>			
Total Disbursement Authorities Received		3,450,422.98		9,291,564.90		12,741,987.88																3,584,910.00	9,284,910.00	12,869,820.00				
NCA		3,242,000.00		8,942,000.00		12,184,000.00																1,655,843.00	7,018,719.25	8,674,562.25				
NTA				7,400.00		7,400.00																						
Working Fund																												
TRA		208,422.98		342,164.90		550,587.88																						
CDC																												
NCAA																												
Others (CDT, BTr Docs Stamp, etc.)																												
Less: Notice of Transfer Allocations (NTA)* issued																												
<b>Total Disbursements Authorities Available</b>		<b>3,450,422.98</b>		<b>9,291,564.90</b>		<b>12,741,987.88</b>																						
Less: Lapsed NCA																												
Disbursements **		1,655,843.00		7,018,719.25		8,674,562.25																						
Less: Other Non-Cash Disbursements																												
Disbursements effected through outright deductions from claims																												
Overpayment of expenses (e.g. personnel benefits)																												
Restitution for loss of government property																												
Liquidated Damages and similar claims																												
Others (TEF, BTr Documentary Stamp Tax, etc.)																												
Add/Less: Adjustments (e.g. cancelled/staled checks)																												
<b>Balance of Disbursements Authorities as of to date</b>		<b>1,794,579.98</b>		<b>2,272,845.65</b>		<b>4,067,425.63</b>																						
<b>Notes: The use of NTA is discouraged</b>																												
* Amounts should tally																												
** Amounts should tally with the grand total disbursements (column 27)																												

**MONTHLY REPORT OF DISBURSEMENTS**  
 For the month of February 2022


Department: Department of Science and Technology (DOST)  
 Entity Name: PHILIPPINE SCIENCE HIGH SCHOOL - MIMAROPA REGION CAMPUS  
 Operating Unit: MIMAROPA Region Campus  
 Organization Code (UACS): 1901609015  
 Funding Source Code (as clustered): 01- Regular Agency Fund  
 (e.g. UACS Fund Cluster: 01- Regular Agency Fund, 02-Foreign Assisted Projects Fund, 03-Special Account-Local Funded/Domestic Grants Fund, etc.)

PARTICULARS	CURRENT YEAR BUDGET					PRIOR YEAR'S BUDGET											SUB-TOTAL	TRUST LIABILITIES				GRAND TOTAL					Remarks
	PS	MOOE	Fin. Exp	CO	TOTAL	PRIOR YEAR'S ACCOUNTS PAYABLE					CURRENT YEAR'S ACCOUNTS PAYABLE					TOTAL		PS	MOOE	CO	TOTAL	PS	MOOE	Fin. Exp	CO	TOTAL	
						PS	MOOE	Fin. Exp	CO	TOTAL	PS	MOOE	Fin. Exp	CO	Sub-Total												
1	2	3	4	5	6=(2+ 3+4+5)	7	8	9	10	11=(7+ 8+9+10)	12	13	14	15	16=(12+ 13+14+15)	17=(11+16)	18=(6+17)	19	20	21	22=(19+20+21)	23	24	25	26	27=(23+24+25+26)	28


Certified Correct:

  
 IVY MAY F. FAMATIGA  
 ACCOUNTANT II  
 3/2/2022

Recommending Approval by:

  
 MERIAM F. FALLAR  
 FAD CHIEF/AO V  
 3/2/2022

Approved By:

  
 EDWARD C. ALBARACIN  
 DIRECTOR III  
 3/2/2022